



SONOFLOW® CO.55 V3.0 Non-Contact Clamp-On Flow Meters

SONOFLOW CO.55 clamp-on flow meters are designed for upstream and downstream monitoring in the bioprocess industry. The non-contact ultrasonic sensors combine outstanding measurement accuracy over a wide flow range and highest clamp-to-clamp repeatability. The compact SONOFLOW CO.55 V3.0 flow meters with integrated electronics are suitable for applications ranging from process development through GMP to fill and finish operations. The non-contact sensor is available for most industry standard tubing sizes.



Key Features

- Non-contact design preventing any media contamination and shear stress on cells
- Volume totalizing and dosing output switch for precise delivery
- Stable measurement unaffected by bubbles and different pressure conditions
- Configuration via SONOTEC software
- Integrated electronics, no external transmitter required
- Reusable, thereby sustainable and cost-saving



Intuitive and Easy Handling



1
Sensor Selection



2
Parameter Setting



3
System Integration

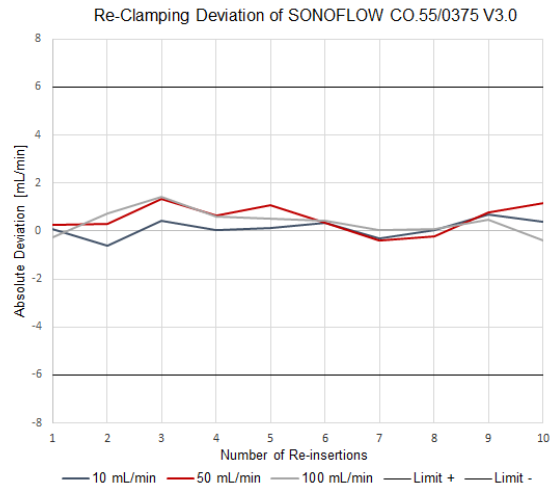


4
Flow Measurement

Proven Clamp-to-Clamp Repeatability

SONOFLOW CO.55 V3.0 sets a new standard for non-contact flow meters in regards to clamp-to-clamp repeatability. The measurement channel of the new sensor has been adapted for typical bioprocessing tubing. The tubing is properly inserted with minimal variation from clamp to clamp ensuring perfect coupling between tubing wall and measuring channel.

The architecture ensures a stable tubing position and geometry throughout the entire measurement cycle. Re-inserting the tubing into the sensor has almost no effect on the measurement accuracy resulting in an absolute accuracy of ± 2 mL/min in the low flow rates.



Technical Data

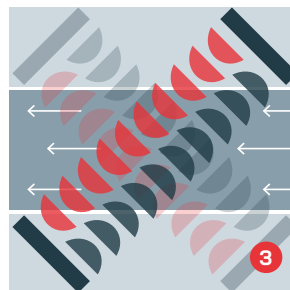
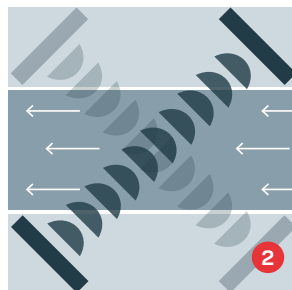
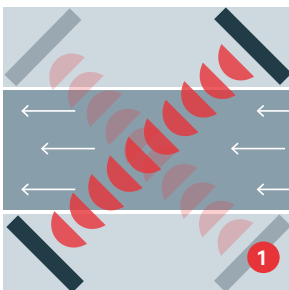
Measuring Method	Ultrasonic transit-time
Measuring Cycle	20 ms
Outer Diameter – Tubing	1/4" 3/8" 1/2" 5/8" 3/4" 1 3/8"
Interfaces	4 ... 20 mA, 0 ... 20 kHz, PNP/NPN, RS-485 Modbus, digital input
Operating Voltage	12 ... 30 VDC

Current Consumption	60 mA @ 12 V ... 30 mA @ 30 V
Electrical Connection	8-pin M12 connector
Ambient / Media Temperature	0 ... +60 °C
Storage Temperature	-20 ... +70 °C
Protection Class	IP65

Measurement Principle

SONOFLOW flow meters use the transit-time ultrasound method to accurately determine the flow rate. The sensor measures the time of flight of the ultrasonic wave with and against the streaming liquid. The time difference between both signals is

a measure of the velocity of the streaming liquid. Measurements are taken in picoseconds and averaged to readings of 10 ms cycle. The fluid velocity and known area of the measurement channel are related to the specific volume flow.



- 1 Ultrasonic waves with flow direction
- 2 Ultrasonic waves against flow direction
- 3 Time difference of ultrasound waves

Sales & Support

SONOTEC GmbH
 Nauendorfer Str. 2
 06112 Halle (Saale)
 Germany

+49 345 13317-0
 sonotec@sonotec.de
 www.sonotec.eu

Certified according to
 ISO 9001 and EN ISO 13485

SONOTEC® is a registered trademark
 Rev. 3